

Cloudbuster membership and subscription to the newsletter is \$16.00 per year. All memberships expire on December 31. Subscription membership includes all Newsletter issues for the year.

Send Subscription Checks or Money to;
Mike Welshans
976 Pearson St.
Ferndale, MI 48220

Address all regular correspondence to;
Chuck Hickson
1004 Island Lake Dr.
Oxford, MI 48371
Club Officers;

President - Davis Gloff (davis.gloff@gmail.com)
V.P. - Winn Moore (winn_moore@yahoo.com)
Secretary - Chuck Hickson (hicksocl@charter.net)
Treasurer - Mike Welshans (mbwwelshans@aol.com)
Safety Officer - Bruce Thoms (bthoms3006@wowway.com)
Newsletter Editor: Chris A. Boehm, (merlin236@comcast.net) 810-348-8675
5586 Chatham Lane
Grand Blanc MI 48439

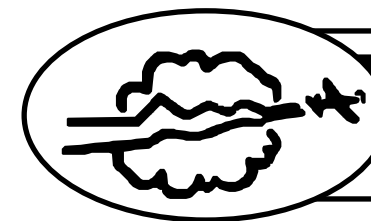
Club Website by Davis Gloff, (davis.gloff@gmail.com)
Cloudbustermac.tripod.com

Cloudbusters Model Airplane Club
976 Pearson St
Ferndale MI 48220



The Cloudbusters meet at 8pm. on the third Tuesday of the month at Drayton Ave. Presbyterian Church 2441 Pinecrest Avenue Ferndale, MI 48220 The meeting room is #309 No meetings in June, July, or August.

Be sure to visit our web page to get the 2015 & 2016 handouts. If you do not have access to the web or a printer, contact a member who does and get your copies for handout today.



Cloudbusters NEWSLETTER

Cloudbusters Model Airplane Club of Michigan, Inc

Our 76th Year

May-June 2016



Another Great Successful Event

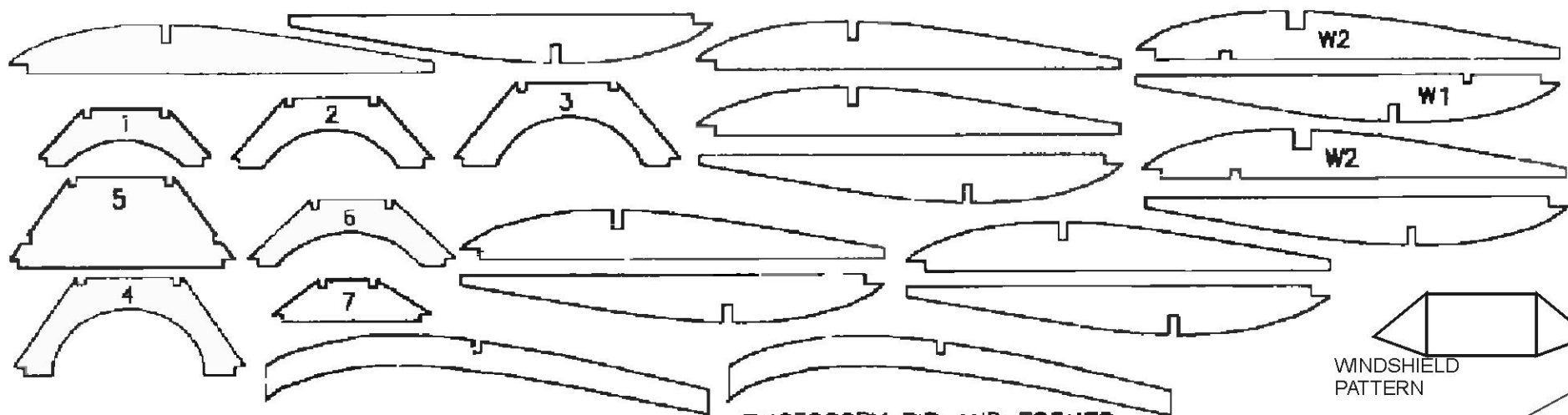
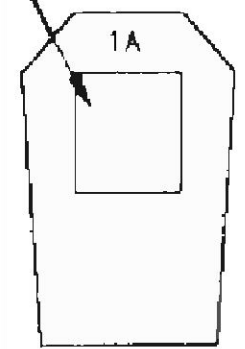
The Cloudbusters & The Balsa-Bugs
In conjunction with
The Michigan Indoor Aircraft Association
Present
The 2016

Indoor Fling

MIAA
Michigan Indoor Aircraft Association
A. M. A. Charter Club 5864
An AMA Sanctioned Class AAA Contest
AMA Category III Ceiling

All Photos by Bruce Thoms

NOSE PLUG OPENING

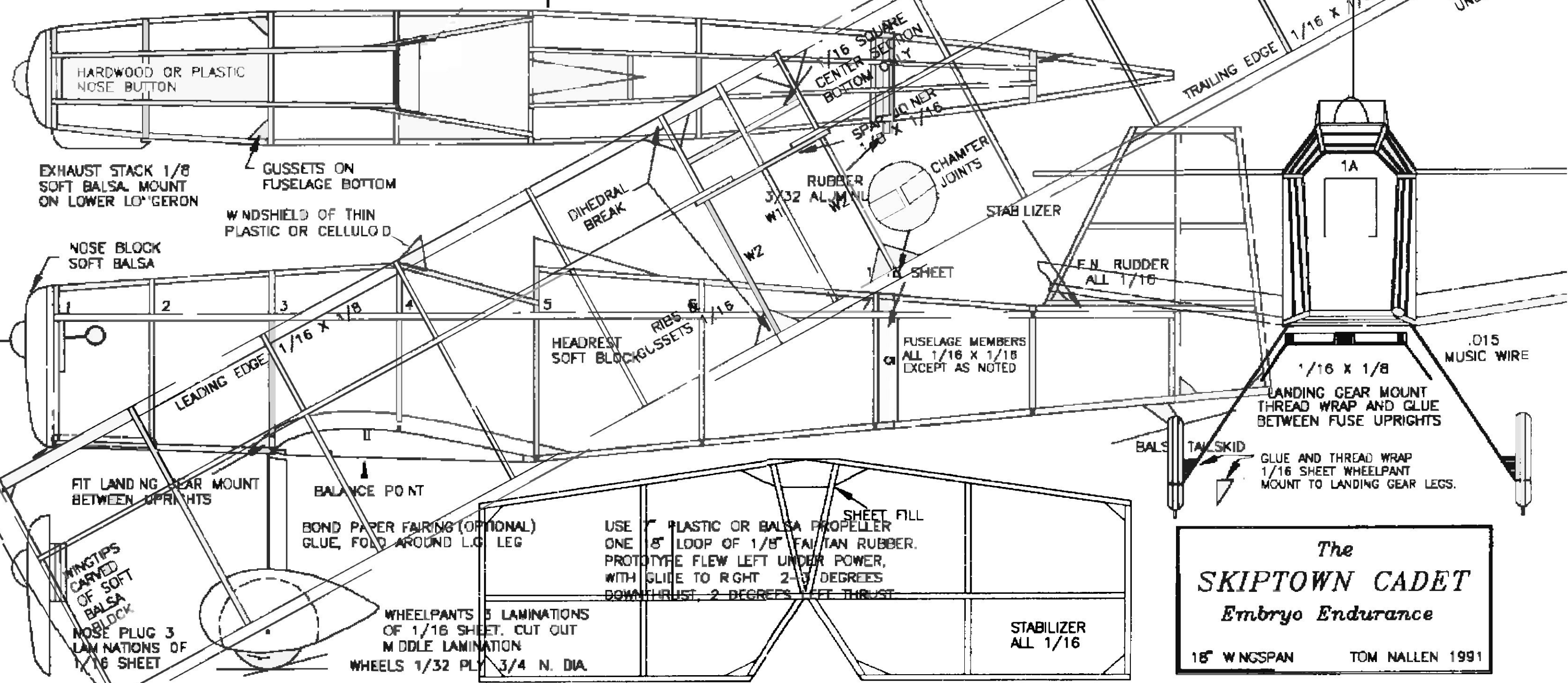


WING RIBS, SADDLES & FUSELAGE FORMERS FROM 1/16 SHEET

WINDSHIELD PATTERN

1ST LOWER FUSELAGE CROSSPIECE, 1/16 X 1/16

PHOTOCOPY RIB AND FORMER PATTERNS. ATTACH TO Balsa SHEET WITH SPRAY ADHESIVE FOR CUTTING.



HARDWOOD OR PLASTIC NOSE BUTTON

EXHAUST STACK 1/8 SOFT Balsa MOUNT ON LOWER LONGERON

GUSSETS ON FUSELAGE BOTTOM

WINDSHIELD OF THIN PLASTIC OR CELLULOID

NOSE BLOCK SOFT Balsa

HEADREST SOFT BLOCK GUSSETS

RUBBER 3/32 ALUMINUM

CHAMFER JOINTS

STABILIZER

F.N. RUDDER ALL 1/16

FUSELAGE MEMBERS ALL 1/16 X 1/16 EXCEPT AS NOTED

.015 MUSIC WIRE

LANDING GEAR MOUNT THREAD WRAP AND GLUE BETWEEN FUSE UPRIGHTS

GLUE AND THREAD WRAP 1/16 SHEET WHEELPANT MOUNT TO LANDING GEAR LEGS.

FIT LANDING GEAR MOUNT BETWEEN UPRIGHTS

BALANCE POINT

BOND PAPER FAIRING (OPTIONAL) GLUE, FOLD AROUND L.G. LEG

USE PLASTIC OR Balsa PROPELLER ONE 5" LOOP OF 1/8" FAIR TAN RUBBER. PROTOTYPE FLEW LEFT UNDER POWER, WITH GLIDE TO RIGHT 2-3 DEGREES DOWNTHRUST, 2 DEGREES LEFT THRUST

WHEELPANTS 5 LAMINATIONS OF 1/16 SHEET. CUT OUT MIDDLE LAMINATION WHEELS 1/32 PLY 3/4 N. DIA.

STABILIZER ALL 1/16

The
SKIPTOWN CADET
Embryo Endurance

18" WINGSPAN TOM NALLEN 1991

WINGTIPS CARVED OF SOFT Balsa BLOCK

NOSE PLUG 3 LAMINATIONS OF 1/16 SHEET

LEADING EDGE 1/16 X 1/8

DIHEDRAL BREAK

1/16 SQUARE CENTER SECTION BOTTOM ONLY

SPAR ADJNER 1/8 X 1/16

SPAR 1/8 X 1/16

TRAILING EDGE 1/16 X 1/8

DIHEDRAL 1 1/4 UNDER EACH TIP

Balsa TAIL SKID

Take Your Hobby Sky High with the Cloud Busters

Story by **Andrea Grimaldi** | Photos by **Bruce Thoms & Bernie Laframboise**

If your dreams are in the clouds and you prefer a little dedication to instant gratification, model airplanes are the hobby for you. Ferndale is in the lucky position of being home to one of the oldest model airplane clubs in the country, and currently one of the largest clubs that fly free-flight, control line and remote control models. Whether you're a seasoned builder or a newcomer, the Cloudbusters are a necessary destination.

The Cloudbusters have been growing in members and knowledge for 77 years. The group started in 1939 as a handful of teenagers who enjoyed building planes and flying together. Originally called the Thermite Club, they met at different hobby shops and churches around Royal Oak and Southfield. Although participation dropped rapidly during World War II due to the draft, the group carried through the war and gained momentum in post war America. In 1944 the group changed their name to the Cloudbusters, which has stuck to this day.

In 1965 the Cloudbusters became incorporated under Michigan law, with their own bylaws and Constitution. In 1983 the club gained charter status with the Academy of Model Aviation (AMA) as Charter number 1911. Throughout their history they have competed in national competitions as well as local. The Cloudbusters also put on their own events and competition annually to showcase what years of practice and dedication can build. Yearly group auctions allow for members and newbies to trade parts and rare models.

Although there are remote control and control line enthusiasts in the group, the majority of the members prefer the original free-flight concept. The planes can weigh less than a penny and are propelled by

rubber-band motors. Because the free-flight planes have no steering capabilities, a chase vehicle (normally a golf cart or a motorcycle) must be ready to follow. Despite not being able to steer the planes, they are designed for stabilized flight, rotating in slow and steady circles across the sky. Seeing people lay on the ground under planes is not an uncommon sight, as the hypnotizing flight path draws audiences. Free-flight planes compete mostly on

To protect against unpredictable weather conditions, the group also arranges for indoor flights weekly during the winter months. They sponsor the annual Indoor Fling, one of the largest indoor contests in the USA. The Indoor Fling is held at the Ultimate Soccer Arena for a more controlled environment.

The Cloudbuster's also hold monthly meetings throughout the winter months. The meetings serve as a place for exchanging tips and product recommendations. Each meeting includes members presenting their prized models as well, from planes made of dowel rods and tissue paper, to larger fiberglass planes. The meetings are the perfect starting spot for people new to the hobby, where the seasoned pilots are happy to share their knowledge and stories. The jovial conversation that carries the meetings is welcoming for even the clueless (author included).

The passion that the club members share for model planes goes beyond inclusive events. Cloudbusters are available to put on educational events and have hosted scout groups as well as Science Olympiads. In the age of drones and pre-built remote control planes, the Cloudbusters are more than happy to accommodate young Busters-to-be. A little dedication takes model planes a long way, and the Cloudbusters want nothing more than the tradition carried on.

Watch the Cloudbuster's website for upcoming events, at <http://cloudbustermac.tripod.com>. The website is also a great resource for information on and photos of the different models. The monthly newspaper is also a great place to find plane design plans as well as recaps of past events. There are summer flights and fun flies planned, and monthly meetings resume in September, the third Tuesday of each month at the Drayton Avenue Presbyterian Church. ■

flight time, with members of the Cloudbuster's boasting over 20 minute flights on some of their planes.

Throughout the summer the Cloudbusters arrange for outdoor flying events. Whether it is casual club meet ups or group contests, any fair weather, low-wind day is fair game for model flights. The club sponsors the annual FAC Outdoor Championship at the National Flying Site in Muncie, Indiana. The Cloudbuster's annual club picnic in August is open to friends, families, and locals, and includes prizes for the contest winners and lunch for the spectators and contestants.

We the Cloudbusters need more of this. Mike Welshans met and talked to Stephanie Loveless, the editor of the Ferndale Friends about us being one of the oldest Model Airplane clubs in the United States. Stephanie sent out her reporter Andrea Grimaldi. Andrea came to one of our meetings and now most of Ferndale knows about the Cloudbusters. Way To Go Mike!!!

You can check out Ferndale Friends at <http://www.ferndalefriends.net/> or Please direct any advertisement inquiries to ads@ferndalefriends.net

THANK YOU! phone: 248.545.4215 address: Box 20076, Ferndale 48220 email: stephanieloveless@gmail.com

Ferndale Friends...

is truly "Your Neighborly Newspaper!" Every page and every article is about Ferndale – the people who live here, the businesses located in our city, our clubs and organizations, and the activities which take place here.

We've grown tremendously over the last four years, more than tripling both our circulation and page count. We had almost 160 ads in our last edition!

Our mission... is to enjoy an unmatched readership loyalty – people love the paper and look forward eagerly to each edition – because it is all about the town we love.

Here are a few tips from www.stickandtissue.com/
thymekiller
Administrator


I have a scroll saw but you can do this without one.

The way I do it is to glue stick the blanks into a stack. Then glue stick the pattern on top.


Remember NOT to gluestick the last half of each piece because it makes them easier to separate when finished.

Then I use Elmers to glue the stack to a brace.

You can do this without a saw by making two blanks [usually made of thin metal] that attach to each end and sand done to the blanks. This is called "Sandwiching" It often takes a bit more time than just slicing them out one by one, but it ensures that each one is identical.



There are many variations on this theme. Some folks slice each by hand and sand as a unit. This also works because you still get everything the same and the spar notches line up neatly.







Here's a way to keep that wing as straight as the one on the drawing.

Run your spars all the way through like they are shown on the plans. Build the whole thing flat.

Where ever the break for dihedral is, cut the spar MOST of the way thru. Not ALL the way.

Use something flat and thin, like a ruler, to hold one side down and gently lift the other side. This will crack the wooden spar[s]. I install your upper spar sections and re glue the cracked part.



Vega Starliner Transport by: Mike Welshans Cloudbusters' 2017 One Design



CLouDBUSTERS

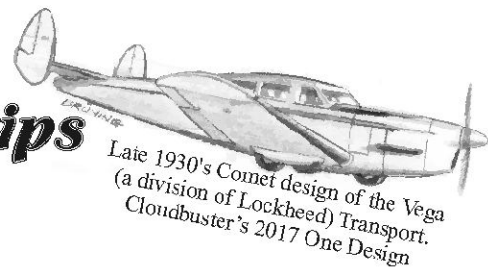


MODEL AIRPLANE CLUB
MODEL AVIATION SINCE 1898

2016 Flying Aces Club

Outdoor Championships

A.M.A. Flying Site - Muncie Indiana
Sept 22 & 23 8:30 AM to 4:30 PM
A.M.A. Sanction 565



CD Winn Moore – winn_moore@yahoo.com Co-CD Pat Murray – pmurray@centerlinedesignllc.com

EVENTS

Thursday 9/22

- #1 FAC Peanut Scale
- #2 FAC Rubber Scale
- #3 FAC Jumbo Scale
- #12 Golden Age Multi-wing
- #13 Golden Age Monoplane
- #22 OT Rubber Fuselage (ROG)
- #35 Embryo Endurance (ROG)*
- #42 Greve Race (ML)
- #44 WWI Dogfight (ML)
- #99 One-Design Stout*
- #98 AMA P-30

Friday 9/23

- #1 FAC Peanut Scale
- #2 FAC Rubber Scale
- #3 FAC Jumbo Scale
- #11 Low Wing Military Trainer
- #21 OT Rubber Stick
- #32 FAC Dime Scale*
- #36 Jet Catapult
- #41 Thompson Trophy Race (ML)
- #43 Goodyear/Formula Race (ML)
- #45 WWII Combat (ML)
- #26 1/2 Wakefield*

Schedule changes due to inclement weather are at the discretion of the CD.

All models for scale judging (events 1-3) must be turned in not later than 10:00 a.m. Thur. 9/22

Early registration, compliance and judging will be available Wed 9/21 from 1:00 pm until 5:00p.m.

Scale judged events can be flown either day. Scale judged events lacking 3 participants will be combined with FAC scale.

All mass launch models will require compliance checks not later than 1 hour prior to the event. Launch times will be posted at HQ.

P-30 will be flown to current AMA Rules. (not Kanone Worthy)

*Events will be flown as best 3 of 6.

Mass launch will be used to break all ties.

\$2500 Entry fee includes all events. Trophies (Laser Etched Glasses) awarded to third place.

All entrants must hold

valid AMA or MAAC license (May purchase AMA license on site or at AMA HQ)

FAC Membership if Flying FAC Events

Entry includes:

A. Complimentary Theme "T" Shirt (circle size on your early entry form to insure availability)

B. The Theme Model plan, Stout 2 AT Pullman (the One-Design model for 2016)

is available on the Cloudbuster web site or as kitted by Volare Products.

Note: Additional Theme "T" shirts will be available for \$10.00 after 2 PM Thursday 9/22.

EVENT SPONSORS ARE WELCOME (SPONSORSHIP \$40 /EVENT)

Bring something from your excess model "stuff" for the raffle.

Registration: Make checks payable to Cloudbuster MAC and mail to Winn Moore 2389 Olds Rd Metamora, MI 48455

or Use the PayPal option at the Cloudbuster Web Site.

Early Registration encouraged!

Name _____ A.M.A. # _____

Street _____ City _____ State _____ Zip _____

Email Address _____ "T" Shirt size S - M - L - XL - 2XL

**Remember
Ted Dock Memorial
Sept 24 & 25
Same Field**

2016

Muncie CIA / FAC

Ted Dock Memorial Meet

Sat. Sept. 24th, 8:00 am-5:00 pm

Sun. Sept. 25th, 8:00am -4:00 pm

- FAC (#44) WWI COMBAT ML
- FAC (#12/13) GOLDEN AGE COMBINED
- FAC (#21) OT RUBBER STICK
- FAC (#24) JIMMY ALLEN ROG
- FAC (#31) SIMPLIFIED SCALE
- FAC (#33) NO-CALSCALE
- FAC (#35) EMBRYO ROG
- FAC (#42/41) COMBINED GREVE/THOMPSON ML
- AMA (#124) P-30 (JR)* (SO)*
- AMA (#140) HAND LAUNCH GLIDER (JR)* (SO)*

- FAC (#45) WWII COMBAT ML
- FAC (#2) RUBBER SCALE*
- FAC (#22) OT RUBBER FUSELAGE
- FAC (#23) 2 BIT + 1 RUBBER ROG
- FAC (#32) DIME SCALE
- FAC (#34) PHANTOM FLASH ROG
- FAC (#36) JET CATAPULT SCALE
- AMA (#142) CAT. GLIDER (JR)* (SO)*

THE FOLLOWING EVENTS CAN BE FLOWN EITHER DAY, START & FINISH THE SAME DAY:

FAC (#2) RUBBER SCALE

Combined events may be split into separate events if there are
Enough to fill out each. This will be encouraged!
All ties to be mass launch settled

\$10.00 1ST EVENT, \$2.00 EACH ADDITIONAL, \$20.00 MAX, JUNIORS FREE

PRIZES: 1ST = PLAQUE(?) 2ND AND 3RD = CERTIFICATES

**Previous entry & judging on site from the 2016 OUTDOOR CHAMPS meet
Will be honored, (keep your score cards for easy processing!) all models must be processed
and judged prior to official flights
Fac 2015-2016 rules apply**

Stay tuned to the weather! We have combined all Events into one day before to avoid inclement weather. Also,
flying to dark to squeeze it all in has happened too! It sure makes it fun. You never know what's going to
happen. CD will be present 30 minutes prior to contest to determine Flying Site and weather.

ALL NON-SCALE AMA EVENT MODELS MUST HAVE PROPER SIZED AMA NUMBERS

GLIDERS MUST FLY FROM PENS

*NATIONAL CUP EVENTS

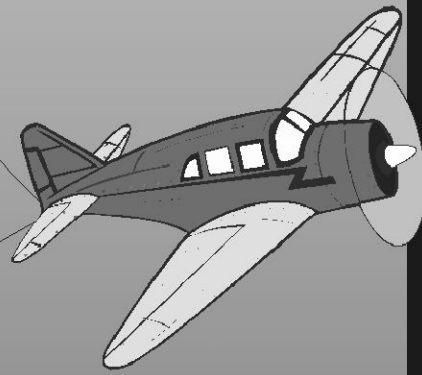
CD: PAT MURRAY 6361 W 800 N McCORDSVILLE, IN 46055 CELL: 317-410-2200

EMAIL: PMURRAY@CENTERLINEDESIGNLLC.COM


Contest location is on the sprawling +1100 acres of the AMA National HQ's!
Muncie, IN

THERE WILL BE A RAFFLE AS LAST YEAR W/ LOTS OF VALUABLE PRIZES!!

Seventh Annual Contest and Picnic!



CLOUDBUSTERS



MODEL AIRPLANE CLUB
MODEL AVIATION SINCE 1939



Contest will be held if the wind is less than 15 MPH and no rain.

Bring your own lawn chairs and/or sun canopy.

AUG 7, 2016

BROOME PARK - FLINT MICHIGAN

CONTEST STARTS AT 9:30 AM

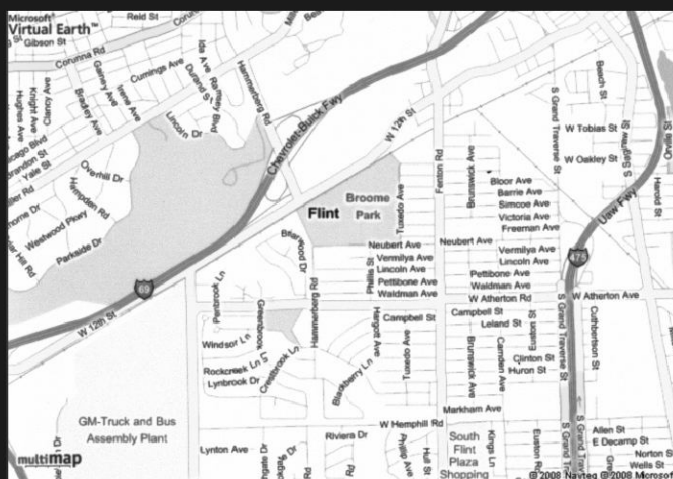
FREE LUNCH AT 12:30

Please Call or Email by Friday, Aug 5 10:00 AM

with your head count so that we know how much food to have available.

For More Information Call or email
Chris Boehm - 810-348-8675
merlin236@comcast.net

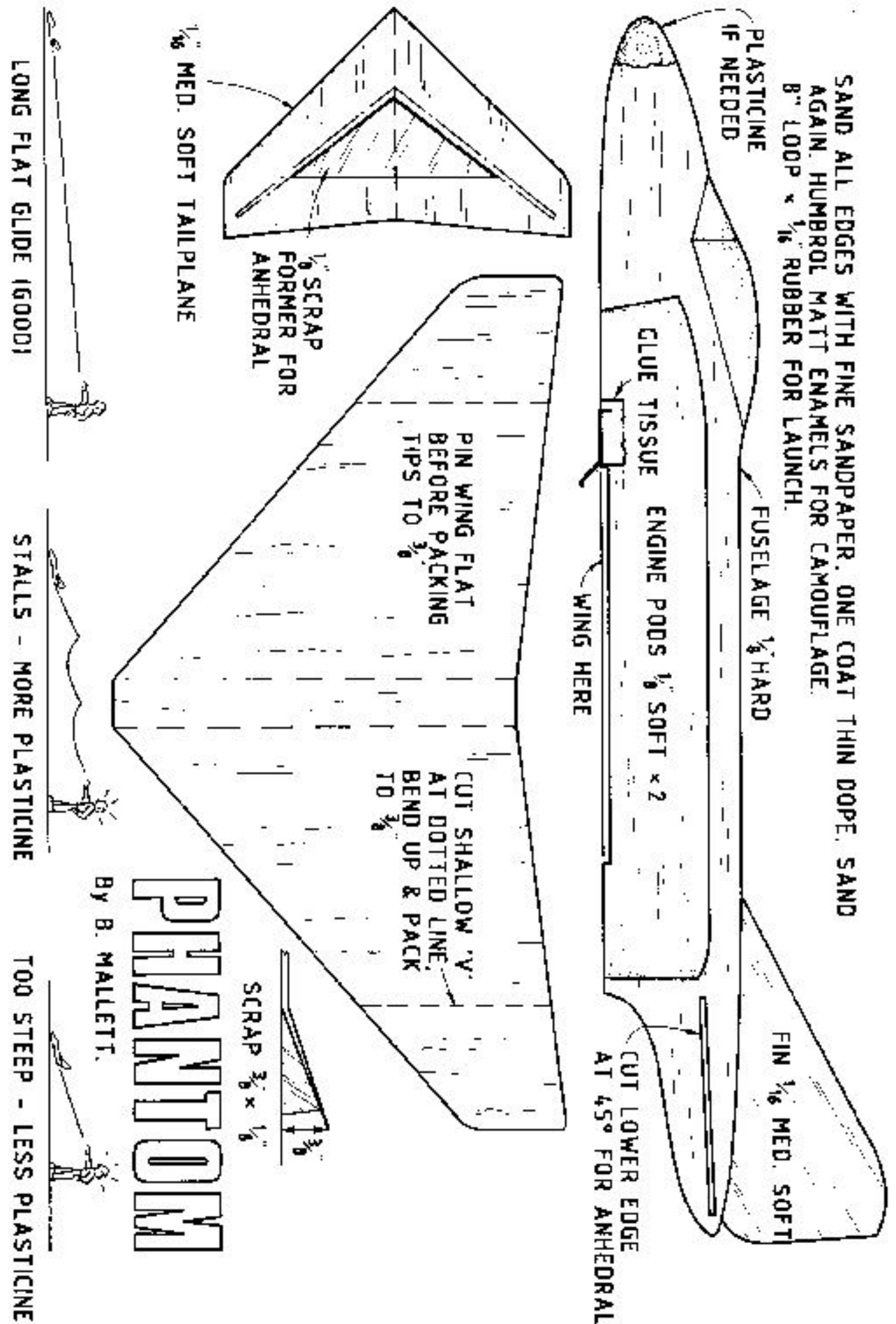
OR
Mike Welshans - 248-545-7601
mbwelshans@aol.com



You may enter Broome Park on the southwest corner, from Hammerburg Road, or on the northeast from Tuxedo Avenue. The Cloudbusters will usually be found on contest days on the **UPWIND** side of the park.

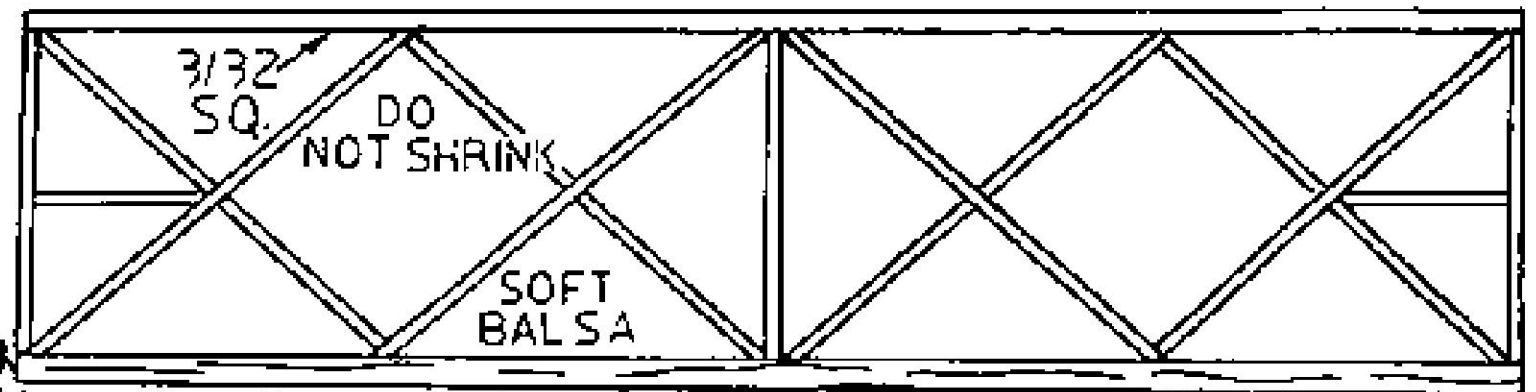
All Aviation Enthusiasts
Friends and Relatives
WELCOME!

Control Line
Free Flight
Radio Control
Port-A-Potty
ON SITE!



6" PLASTIC PROP

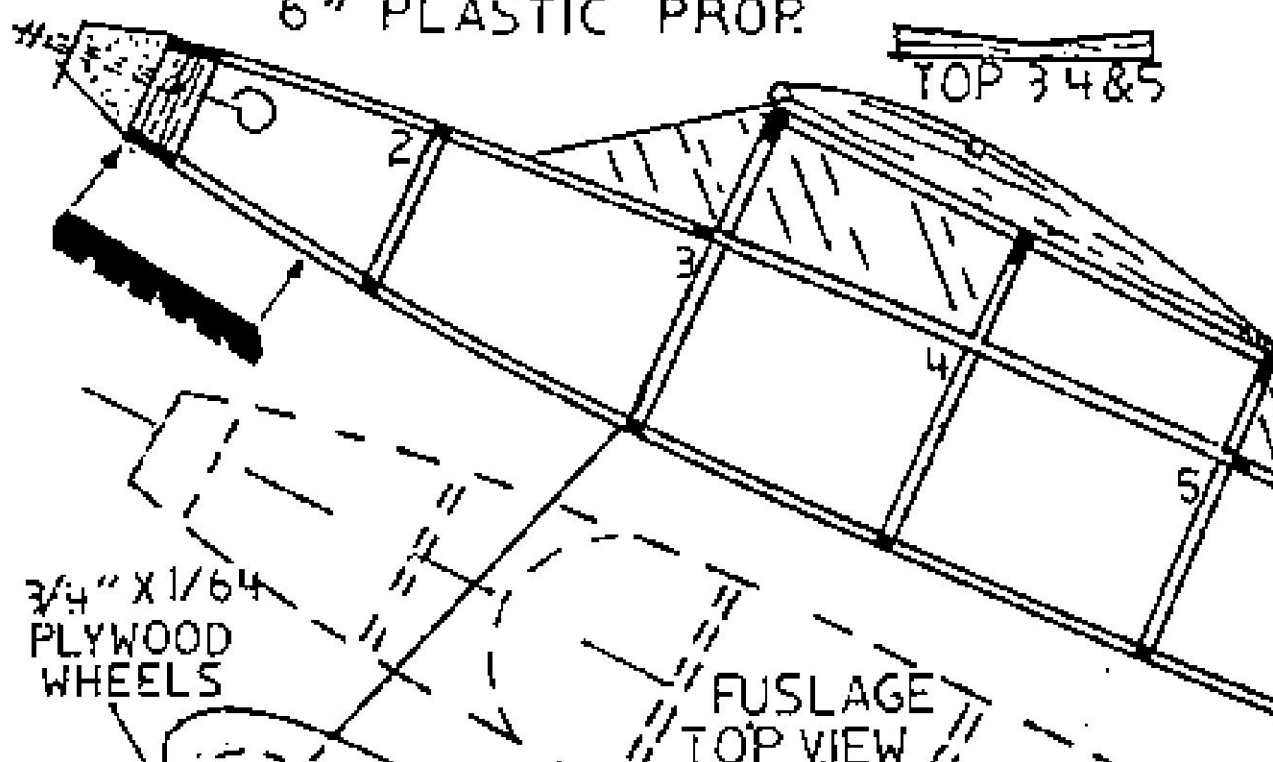
TOP 3 4 & 5



T.E. 3/32 X 1/8

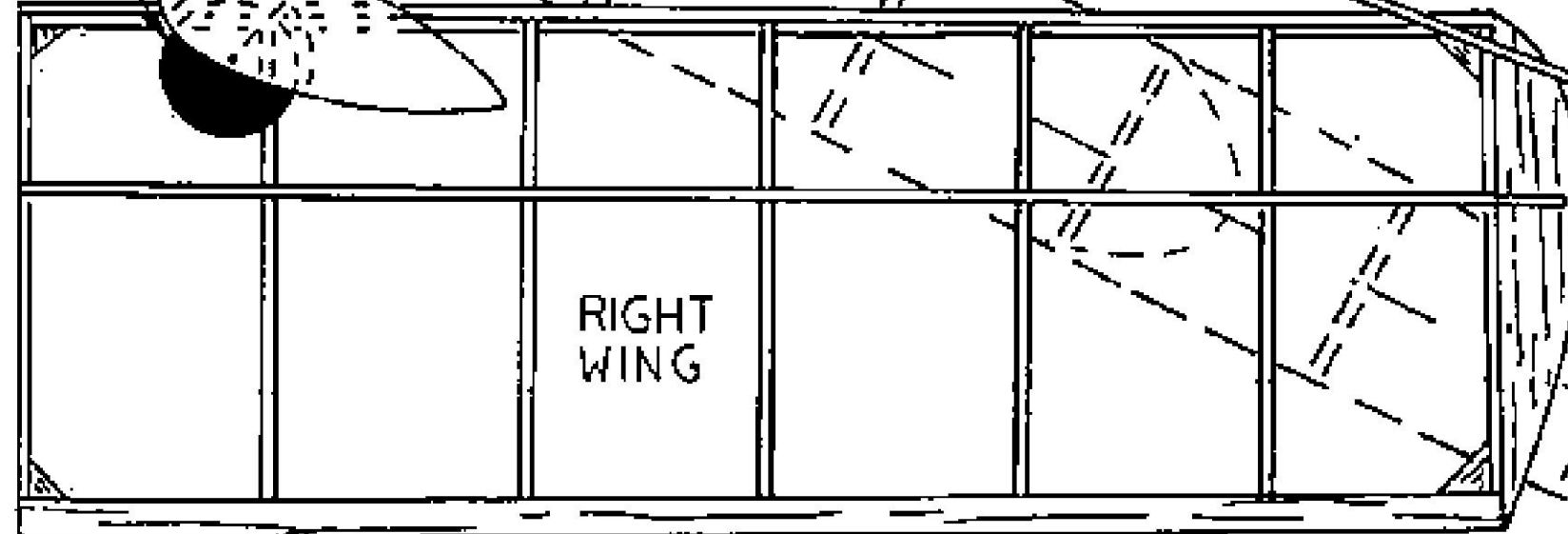
STABILIZER

This plan was found online 28/09/2012 at:
<http://awiatikforum.ok1.pl/viewtopic.php?t=365>
 Outerzone planID: 3430 | Filesize: 121KB |
 Format: • PDFbitmap | Credit*: maciej



3/4" X 1/64 PLYWOOD WHEELS

FUSLAGE TOP VIEW



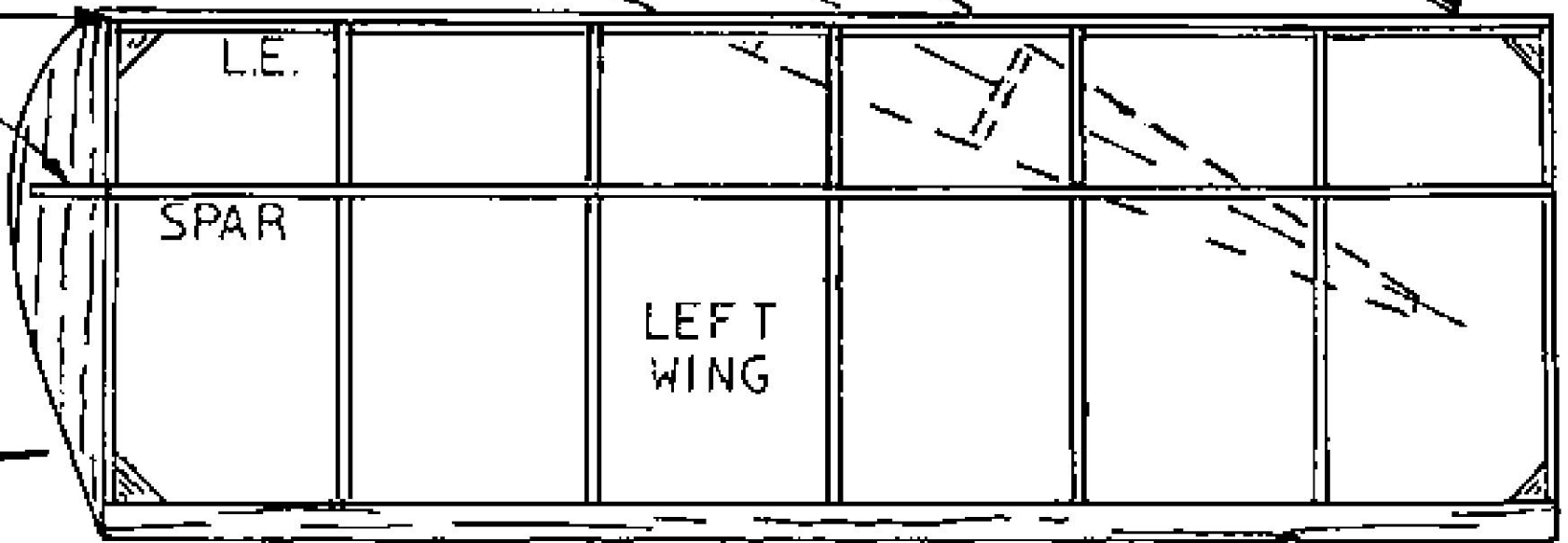
RIGHT WING

RIBS - 1/16 SH.
 L.E. - 3/32 SQ.
 T.E. - 3/32 X 1/8.
 SPAR - 1/16 SQ.

1 IN. DIHEDRAL AT LEA WING TIP RIB

BRACE

USE 3 LOOPS OF 1/16 IN. RUBBER 1 1/4 IN. LONG FOR MOTOR.



L.E.

SPAR

LEFT WING

THE EMBRYO STREAK
 BY: FLORENT BAECKE

