

Cloudbuster membership and subscription to the newsletter is \$15.00 per year (\$6.00 membership without subscription). All memberships expire on Dec. 31. Subscription membership includes all Newsletter issues for the year.

Send subscription money to:
Cloudbusters c/o
Dan Olah
25436 Wareham Drive
Huntington Woods, MI 48070

Address all regular correspondence to:
Davis Gloff
76 Amherst
Pleasant Ridge, MI 48069

Club Officers
President: Mike Welshans, (mbwelshans@aol.com) 248-545-7601
V.P.: Chris A. Boehm, (merlin236@comcast.net) 810-348-8675
Secretary: Davis Gloff (davisgloff@hotmail.com) 248-399-3935
Treasurer: Dan Olah, (danielolah@wowway.com) 248-542-8144
Safety Officer: Bruce Thoms

Newsletter Editor: Chris A. Boehm, (merlin236@comcast.net) 810-348-8675
5586 Chatham Lane
Grand Blanc MI 48439

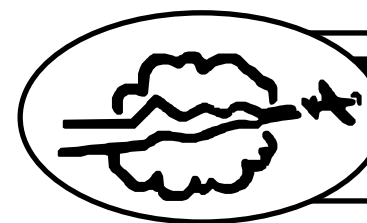
Club Website by Davis Gloff, (davis.gloff@gmail.com)
Cloudbustermac.tripod.com

Cloudbusters Model Airplane Club
25436 Wareham Drive
Huntington Woods MI 48070



The Cloudbusters meet at 8pm. on the third Tuesday of the month at
Drayton Ave. Presbyterian Church
2441 Pinecrest Avenue
Ferndale, MI 48220 The meeting room is #309
No meetings in June, July, or August.

Be sure to visit our web page to get the summer 2013 handout. If you do not have access to the web or a printer, contact a member who does and get your copies for handout today.



Cloudbusters NEWSLETTER

Cloudbusters Model Airplane Club of Michigan, Inc.

Our 74th Year

Mar/April 2013



The Cloudbusters & The Balsa-Bugs
In conjunction with
The Michigan Indoor Aircraft Association
Present
The 2013



Indoor Fling

Michigan Indoor Aircraft Association
A. M. A. Charter Club 5064

An AMA Sanctioned Class AAA Contest
AMA Category III Ceiling

Sunday, May 5, 2013
Ultimate Soccer Arena
867 South Blvd E, Pontiac MI
2 miles south of the Silverdome

Entry Fees:
\$30.⁰⁰ post marked by April 20
\$35.⁰⁰ at door
Special Entry Fee! { Junior Entrants
Science Olympiad
Phantom Flash for Beginners
\$1.⁰⁰

Spectators – FREE!
Send Check or Money order to
Dan Olah
25436 Wareham Drive
Huntington Woods MI 48070

Flying
9:00AM- 5:00PM*
Flying Floor split in half.
South End for FAC – North End for AMA*

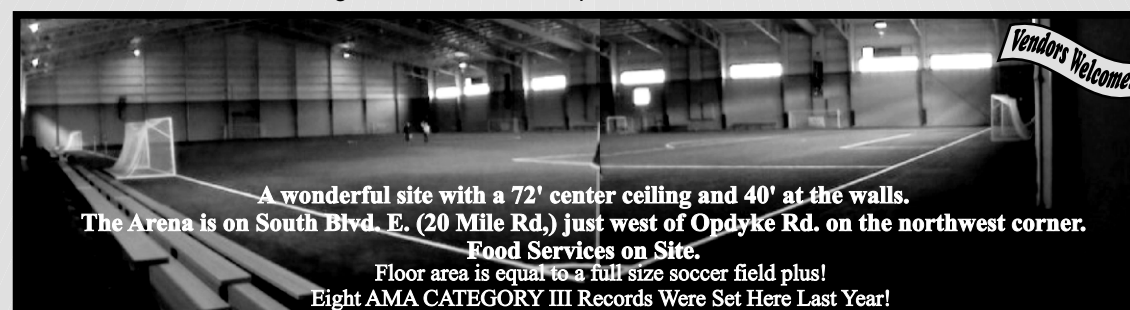
Contest Director
Dan Olah 248-542-8144
danielolah@wowway.com
Event Managers
FAC- Mike Welshans 248-545-7601
Mbwelshans@aol.com
AMA - Paul Crowley 586-294-1236
usa2298@comcast.net

AMA EVENTS	
Standard Cat Glider*	218
Unlimited Cat Glider*	219
Hand Launched Glider*	212
Manhattan Cabin	205
Limited Penny Plane	208
Penny Plane	207
Bostonian	215
F1L Easy B	217
Mini Stick + MS ML	220
Inter Stick	202
F1D (no rounds)	203
* Glider flown only 9:00 AM - 10:30 AM at the same end as scale	

PHANTOM FLASH FOR BEGINNERS
Phantom Flash kits Available at
Prop Shop Hobbies, Inc. – “Your Complete Model Shop”
23326 Van Dyke Ave. Warren, MI 48089
586-757-7160 propshophobbies.com
Carlton Hobbies – “We make hobbies affordable.”
8194 Cooley Lake Road
White Lake, MI 48386
248-360-4910 carltonhobbies.com
Flight Line Hobbies
1192 S Lapeer Rd, Lake Orion, MI 48360
248-814-8359 www.flightlinehobby.us
or direct from the manufacturer
Retro RC – Vintage & Retro Model Aeroplane Kits
PO Box 193 Keego Harbor, MI 48320
248-212-9666 – retrorc.us.com

FAC EVENTS	
1	FAC Peanut Scale
2	FAC Scale
7	FAC Golden Age
15	Simplified Scale
16	FAC Dime Scale
17	FAC No Cal
18	FAC Phantom Flash
19	FAC Embryo
20	FAC Jet Cat Glider
25	FAC WW-I ML
26	FAC WW-II ML
All FAC Events flown to 2013 FAC Rules	

See Registration Form for map to site and details of events.



A wonderful site with a 72' center ceiling and 40' at the walls.
The Arena is on South Blvd. E. (20 Mile Rd.) just west of Opdyke Rd. on the northwest corner.
Food Services on Site.
Floor area is equal to a full size soccer field plus!
Eight AMA CATEGORY III Records Were Set Here Last Year!

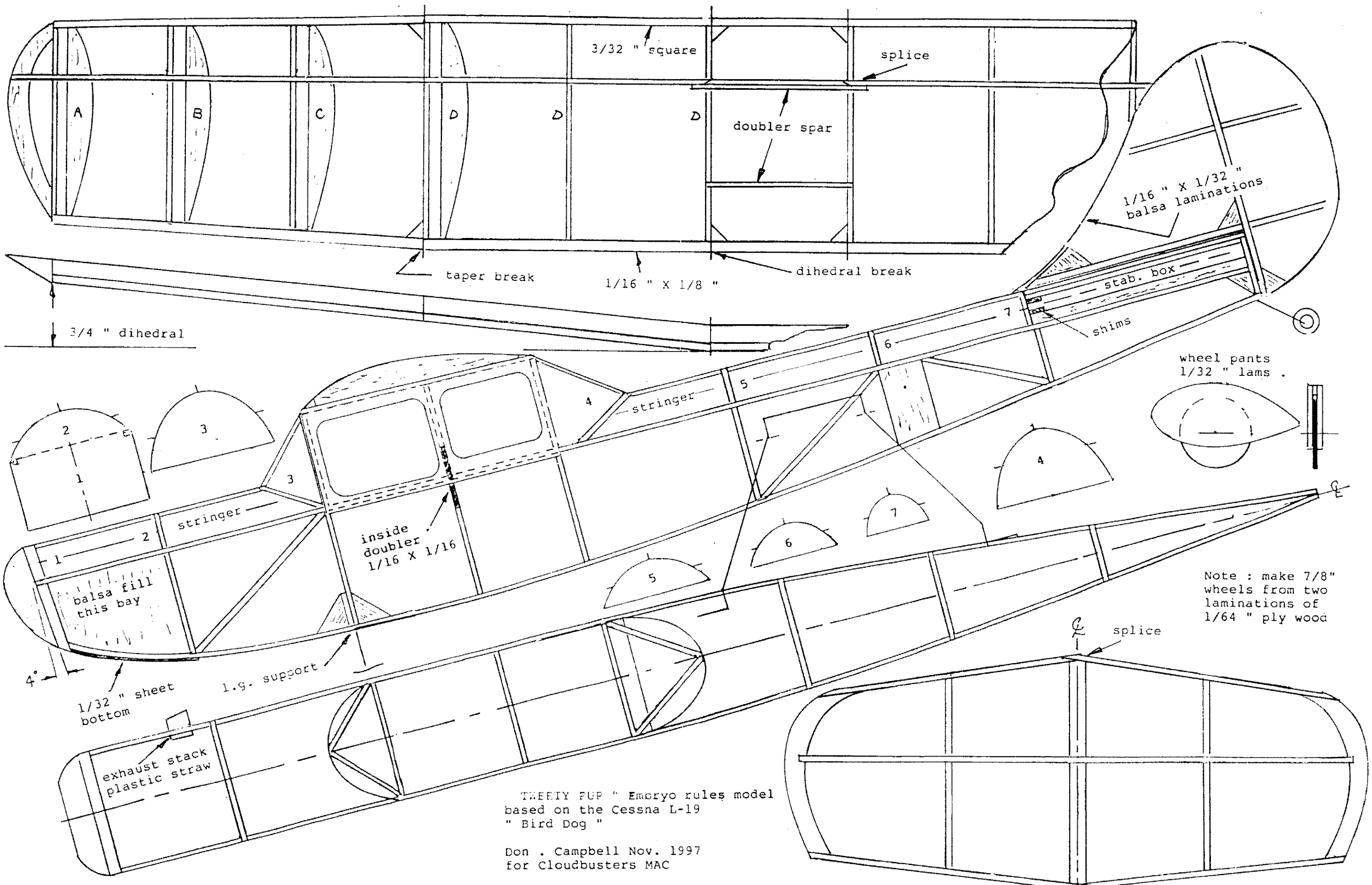
Ramblings From The Editor

Oh the joys of being a newsletter editor, going from one day, “What am I going to fill the newsletter with?” to the next day and “What am I going to leave out to fit into the six pages allotted?”. Thank you to all who submitted articles, pictures, comments, or suggestions. I hope that none of you are offended if I did not use your “stuff” this time, maybe next issue?

As some of you may know already, we have lost another of our long time members, Don Campbell. This issue we have brought back some of his great plans to honor and remember him. In later pages, you will find two FAC Embryo plans, The Tweety Pup and The Tomahawk. Both of these excellent models are relatively easy to build and trim. I know that they both fly really well, at least off of Don's table. He beat me plenty of times with each one. Don did draw them up with the right wing tip missing as is common to get the plans on 11"x17" paper. Most old timers will remember building the right wing tip over the mirror image of the left, but with the modern technology that we have, I have included the right wing tips of both planes on a separate page.

Get your calendars marked! Included in this issue we have most of the summer schedule for the Cloudbusters. We have the Broome Park Schedule, including the Fourth Annual Picnic and Contest. As you can see here on the front page, we have our Annual Spring Fling. We have the Non-Nats at Geneseo. We have dates of

some of our friends contests such as some of the McCook Field Squadron contests, our friend Pat Murrays Central Indiana Aeromodeler (CIA) Wednesday schedule at Muncie, and the Cleveland crowd at Kent State and Lorain County Comm. College. Looks like it will be quite a busy summer for the Cloudbusters. Of course we still have one more contest on March 15 at Heritage and flying at the Ultimate Soccer Arena on Thursdays and we also have flying at Potterville. Come on out to the contests for fun flying or competition flying. But, most importantly come out flying. – Chris



TREIY PUP " Embryo rules model
 based on the Cessna L-19
 " Bird Dog "

Don . Campbell Nov. 1997
 for Cloudbusters MAC

2013 INDOOR FLING

An AMA Sanctioned Class AAA Contest
Sanction Number 13-389

Presented By: Clodbusters Model Airplane Club of Michigan & The Detroit Balsa-Bugs
In conjunction with: The Michigan Indoor Aircraft Association

Official Registration Form

Name _____ AMA # _____

Address _____

City _____ State _____ Zip _____

____ Yes, I would like to be on the Clodbuster Official Email List _____

Entry Fees:
\$30- post marked by April 20
\$35- at door

Special Entry Fee! { Junior Entrants
Science Olympiad
Phantom Flash for Beginners
\$1.00

Contest Director
Dan Olah 248-542-8144
Event Managers
AMA-Paul Crowley 586-294-1236
FAC-Mike Welshans 248-545-7601

Make check payable to:
Clodbusters Model Airplane Club
Send by April 20, 2013 to:
Dan Olah
25436 Wareham Dr.
Huntington Woods, MI 48070-1604

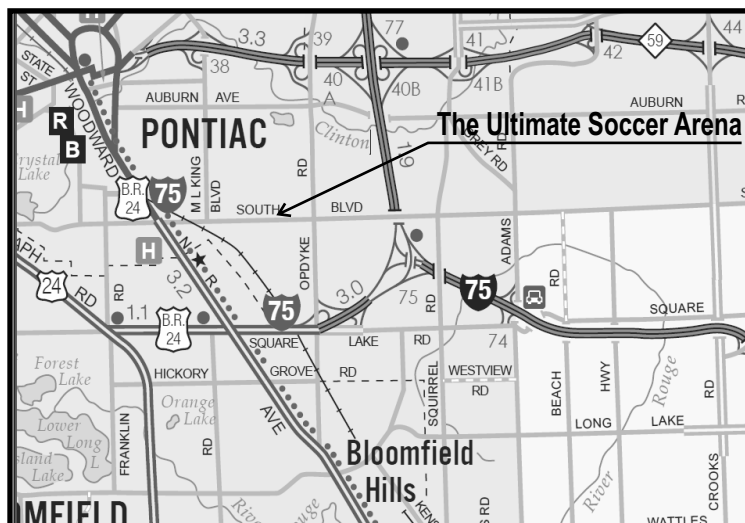


When: Sunday, May 5 from 9:00 AM to 5:00 PM
Where: Ultimate Soccer Arena
867 South Blvd E,
Pontiac MI
2 miles south of the Silverdome

Event Schedule:

8:00 AM Registration
9:00 AM-10:30 AM FAC Scale Events Judging
9:00 AM-5:00 PM Open flying for all events.

Mass Launches: 12:00 Noon - WW-I,
1:00 PM - WW-II,
2:00 PM - Mini-Stick

All official flight times must be turned in by 5:00 PM
5:30 PM - 6:00 PM Awards Presentation



All AMA Events will be flown to current AMA Rules for Indoor Free Flight.
modelaircraft.org/files/2011-2012IndoorFreeFlight.pdf

All FAC Events will be flown to current FAC Rules.
flyingacesclub.com/1213facrules8.pdf

Phantom Flash for Beginners flown to current FAC Rules.
flyingacesclub.com/1213facrules8.pdf

**All decisions of Event Managers Are Final.
Please make sure your models qualify to the current rules.**

Miles M-18 Magister for FAC Dime Scale Plan by Mike Nassise


A note from Mike Welshans to Mike Nassise:

Just a quick note to let you know that I just built and finished the Miles M-18 Magister dime scale from your Bay State plan from 2008. Was impressed, as when I looked on the computer for photo's the first one I found was the scheme on the plan which is the scheme I used.

Took it to our indoor soccer arena flying site yesterday and after a couple of minor adjustments, the third flight with 600 turns (about 25 - 30% of max turns on my motor), was almost at the 70' ceiling. At that point it was put back in the box for final trimming outdoors. IT'S A GREAT PLAN!

I have attached a couple of photos below. Thanks for publishing it.

Now I am almost finished with the Howard GH-1 dimer from your plan and hope it flies as good.




Another note from Mike to Mike:

Once again a fun project. This one took a bit more adjusting and trimming but flies great in our indoor soccer arena site on partial turns. Hope I still have one of them, this or the Miles, left when we get to Geneseo.

I tried something new for me with the markings. Rather than print decal paper I printed the star & bar on white tissue, similar to the way Easy Built markings are done. Sealed the ink with a dusting of Model Master Dull Coat and then chalked the back to bring out the white a bit more. I dusted the chalk with fixative and then when dry applied glue stick to the back of the tissue. After letting it dry a couple of days, just trimmed them out with a Xacto, set in place and touched with alcohol to reset the glue stick. It worked faster and neater than decals for me.

Cheers
Mike



Making Tissue Markings



Mike Welshans

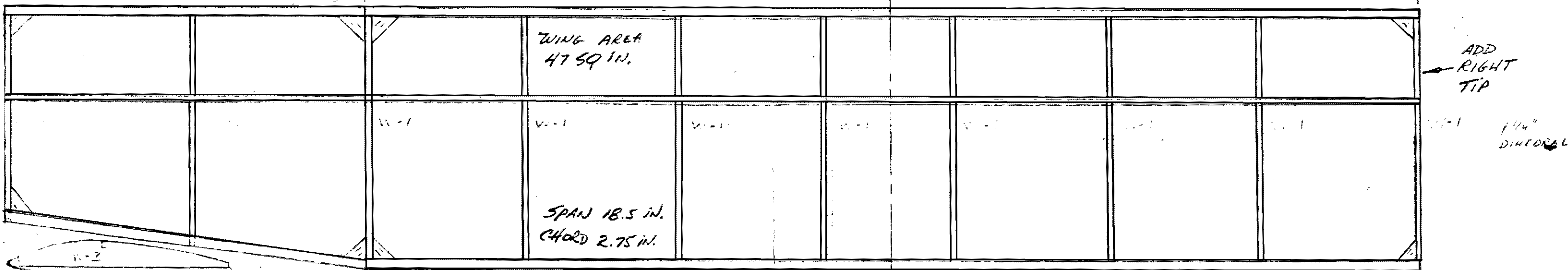
This method works great for most national insignia and for larger solid pieces, N Numbers, Light Stripes on a dark model, etc. For markings, first you need to create a text document in whatever system you use. Then find the marking or markings you wish to reproduce and cut and paste it or them into your text document. I attached a reduced photo of the document for the stars on my Howard Dimer below. This is the document that you will print from. Use your photo editor for text documents to size the markings to the correct proportion.

Once you have them in a document and the correct size take a piece of white Jap tissue (use the good stuff here, not domestic) large enough to cover the printed area. Spray a light coat of removable tack cement, available at art stores, on the dull side of the tissue. Stick it down over the area that will print, shiny side up, and run it through your printer. Remove immediately from the bond paper base and let ink dry. Once dry, dust on a couple of coats of Testers Dull Coat to seal the ink.


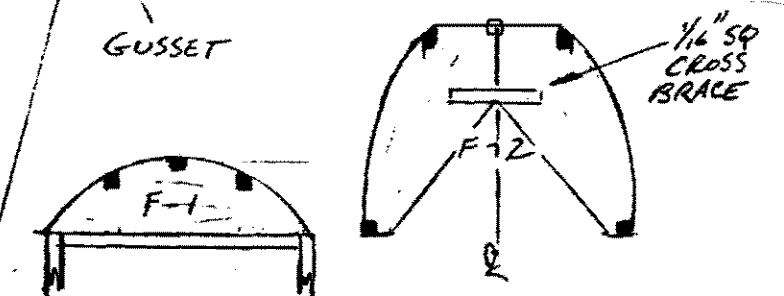
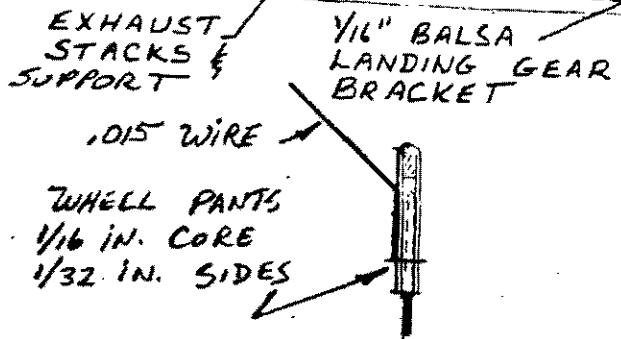
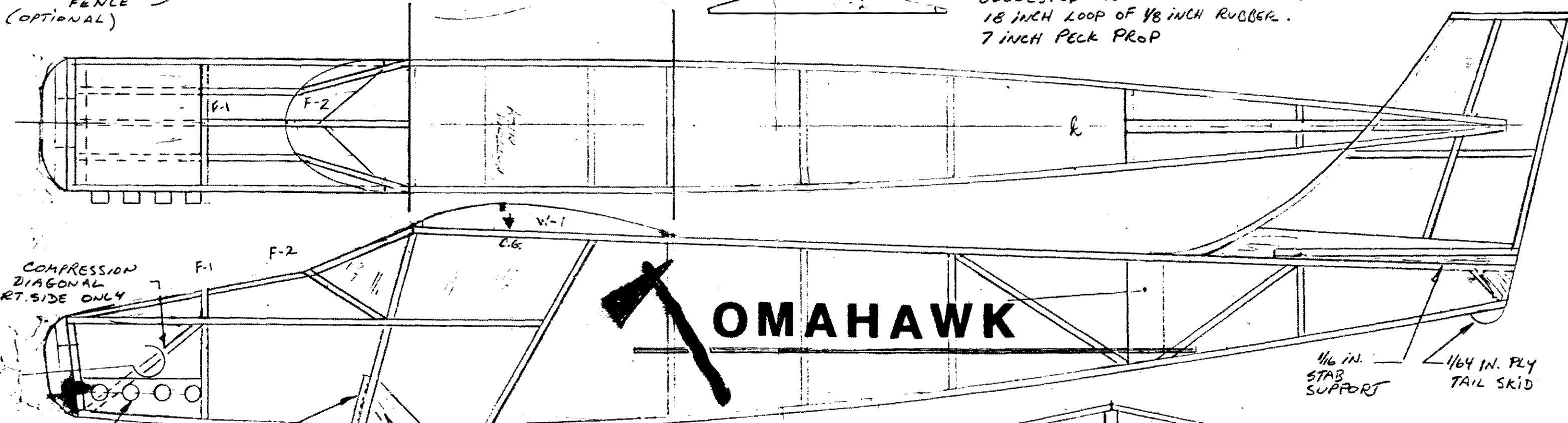
After all of the top surfaces are dry use powdered white chalk (scrape the chalk powder from a piece of art quality chalk bought when you get the spray cement) and a cotton ball to rub into the back side of the tissue. It will take 2 or 3 times, followed by a light spray dusting of fixative after each application, to make the tissue opaque enough to let the white areas be really white when applied. Once dry again apply a glue stick to the back of the markings and let everything dry at least overnight and a couple of days is better. You're now ready to cut the markings out and apply them.

To apply cut out marking, place exactly where you want them and touch with a soft paint brush wet down with denatured alcohol. The alcohol will re-moisten the glue from the glue stick and set it into place. If the roundel or star is a bit off, re-moisten it lightly and shift it. Very little moisture is used in this method of making and applying markings so your tissue stays drier. Once in place and dry, dust on a coat of clear Krylon to double seal the edges.

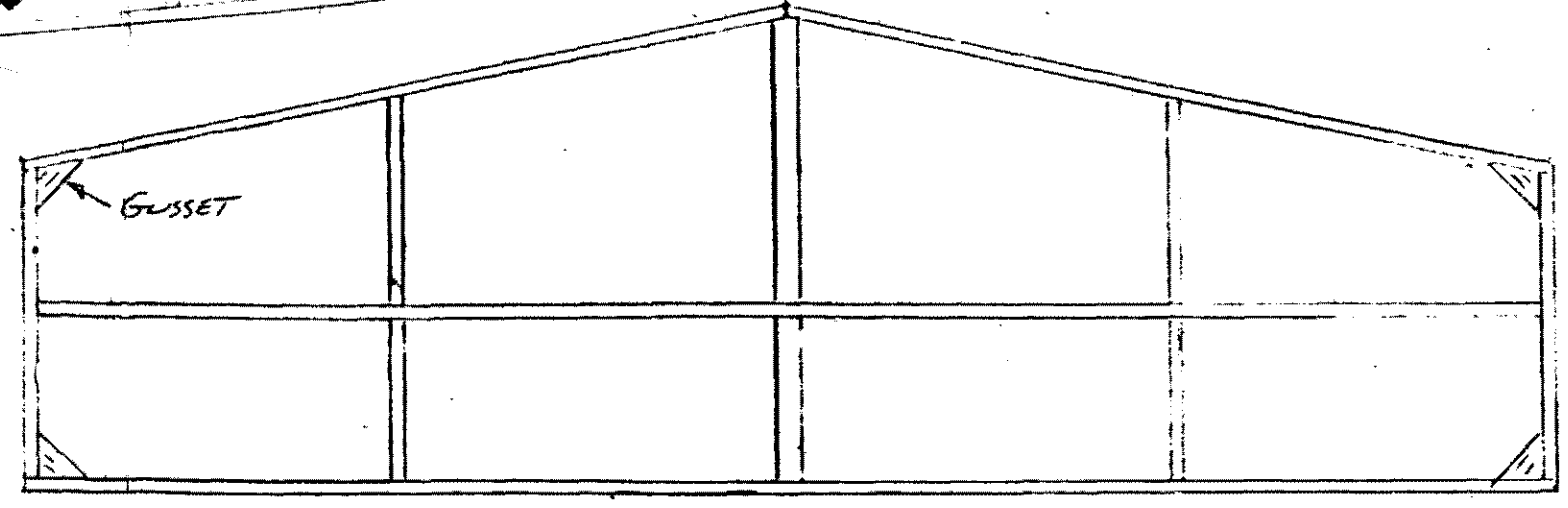


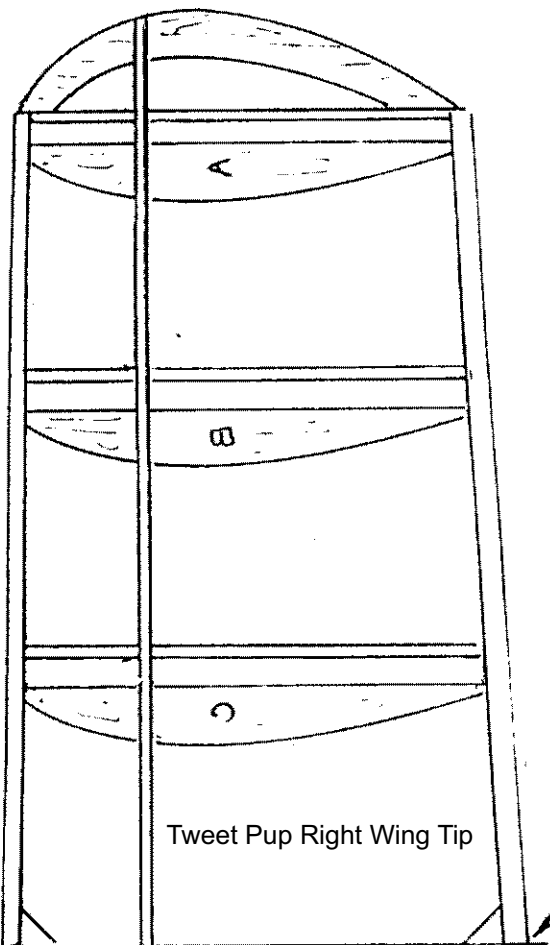


SUGGESTED POWER:
18 INCH LOOP OF 1/8 INCH RUBBER.
7 INCH PECK PROP

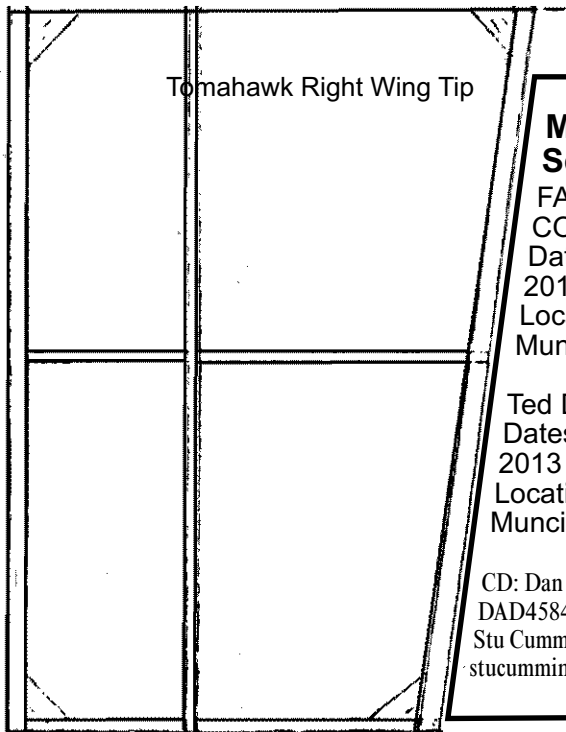


EMBRYO RULES
TOMAHAWK
by DON. CAMPBELL 6-91





Tweet Pup Right Wing Tip



Tomahawk Right Wing Tip

McCook Field Squadron
FAC ANNUAL FF CONTEST
 Dates: June 22-23, 2013.
 Location: AMA site, Muncie, Indiana

Ted Dock Memorial
 Dates: Sept ?????, 2013
 Location: AMA site, Muncie, Indiana

CD: Dan DeAngulo
 DAD4584@woh.rr.com
 Stu Cummins-
 stucummins@woh.rr.com

Central Indiana Aeromodeler (CIA) Schedule

April 17th
 May 14th & 15th (14th is the Annual Swap meet w/ flying that and the next day)
 June 12th
 Aug 14th
 Sept 11th (This may move to the 18th, too close to the Outdoor Champs)
 Oct 16th
 Thanks everyone, GO Faceee! Pat

Cloudbuster's Summer 2013 Broome Park Contest Schedule

Date	CD
Sunday April 21	Chris Boehm
Sunday May 19	Winn Moore
Saturday June 8	Mike Welshans
Saturday July 6	Chris Boehm & Mike Welshans

Also the Fourth Annual Cookout and Contest

Sunday August 4	Winn Moore
Saturday August 31	Mike Welshans
Sunday September 22	Chris Boehm
Sunday October 6	Winn Moore
Saturday October 19	Mike Welshans
Saturday November 2	Chris Boehm

Events – All Dates

- Event #1 FAC Peanut Scale
 - Event #2 FAC Scale
 - Event #7 FAC Golden Age
 - Event #15 FAC Simple Scale
 - Event #16 FAC Dime Scale
 - Event #17 FAC No Cal Scale
 - Event #18 FAC Phantom Flash Must ROG - best 3 of 6
 - Event #19 Embryo – Must ROG
 - Event #20 – Jet Catapult - Best 3 of 6
 - Event #22/23 Comb. Greve-Thompson Race (* and ** apply)
 - Event #26 WW-II Combat (* and ** apply)
 - Event #34 Earl Stahl Commemorative (***) applies
 - * All mass launch events minimum 2 rounds per rule book.
 - ** Must comply to Pilots Pre Launch Check List
 - *** Earl Stahl Scale Models – Flown to event #15 rules and bonus points
- Any other events you want to fly?**
Muster 3 pilots with qualified planes and we will fly them!

Geneseo FAC NON NATS July 17-20, 2013

Below find the list of Cloudbusters who have volunteered to work this summer at the FAC Non Nat's. Note please that some of us have specified what we can / will do and others will do whatever is needed in the two hour shifts.
 Ralph Kuenz - FAC HQ Tent
 Pat Murray - Anything Needed
 Winn Moore - Anything Needed
 Pete Azure - Run # 25 WW-I Mass Launch
 Ted Allebone - Static Scale Judge
 Mike Welshans - Static Scale Judge & Run #24 Goodyear Mass Launch
 Chris Boehm - Anything but computer work at field - Experienced as a Judge
 Jack Moses - Anything needed

Cleveland Contests

Kent State Indoor inc. FAC & AMA events - April 14th
 Contact Michael Zand - IMZand@hotmail.com
 Lorain Cty Comm. College - 5/19, 6/2, 7/28, 8/18, 9/15 & 10/6
 Contact Russ Brown - 216-382-4821/ 440-520-3583-C

NO ADMISSION FEE!

FOURTH ANNUAL CONTEST AND PICNIC

DOOR PRIZES!

CLOUDBUSTERS

MODEL AIRPLANE CLUB
 MODEL AVIATION SINCE 1939

JULY 6, 2013

BROOME PARK – FLINT MICHIGAN
CONTEST STARTS AT 10:00 AM
FREE LUNCH AT 12:30

Please Call or Email by Friday, July 5 10:00 AM with your head count so that we know how much food to have available.

For More Information Call or email
 Chris Boehm - 810-348-8675
 merlin236@comcast.net
 or
 Mike Welshans - 248-545-7601
 mbwelshans@aol.com


All Aviation Enthusiasts Friends and Relatives **WELCOME!**
 Control Line
 Free Flight
 Radio Control
Port-A-Potty ON SITE!

Contest will be held if the wind is less than 15 MPH and no rain.

You may enter Broome Park on the southwest corner, from Hammerburg Road, or on the northeast from Tuxedo Avenue. The Cloudbusters will usually be found on contest days on the **UPWIND** side of the park.

George Mackey

George Mackey has recently started coming to the Cloudbusters lunches. He is a retired pattern maker with an interesting background. George went from building model tow-line gliders to become a wood pattern maker. He started making model gliders in the late 1940's and later got a job making wood patterns for the automobile industry's stamping dies. Later he worked for a company making wood patterns for plastic injection molding dies. The wooden



than the Kirksite die. This made the final die with finer details. The plastic injection molds were sold to automotive companies for their interior and trim parts, to Lionel Trains for their box cars and also to AMT for a variety of models, including airplanes, boats, trucks, cars and construction equipment. Each part in a plastic model had to be made out of wood first.

The photos show the relationship between the wood patterns and the resulting plastic parts for an AMT kit of the Stinson SR-9. Unfortunately, few of the wood patterns survived having the Kirksite metal cast around them. The wood pattern was often chiseled out of the mold. The SR-9 patterns shown survived.

George was lucky in that his job and hobby overlapped. He made many scale model airplanes and ships for his own pleasure, a few are shown in the photos. Along the way George's interest in tow-line gliders continued. The photo of George shows his latest model glider, made a few weeks ago.

Dan Olah, a Cloudbusters Model Airplane Club member, felt privileged to visit George's workroom to hear the stories and take photos of his museum quality work.

Article and Photos by Dan Olah



Cloudbusters at Potterville

As I got back into Free Flight over the last year, I was contacted by a gentleman named Chuck Deyo. Chuck lives in the greater Lansing area (somewhere) and works with the Potterville school system. He invited me to attend their monthly Indoor Fun-Fly events at the Potterville High School gym, held the 3rd Sunday of the month during the winter months, this year, November-April, excluding February. He promised that these were relatively well attended informal events and free flight models of all sorts could be flown between noon and 4pm. I vaguely remembered flying there 12-15 years ago once or twice and looked forward to visiting Potterville again.

Prior to visiting in December, I contacted my flying buddies Chris Boehm and Winn Moore from the Flint area. They promised to drive down (roughly an hour from Flint) and participate. We have now attended the December and January events and had a great time.



In December, Chris and Winn brought planes and I just attended to socialize. In January, not only did I bring planes, but I brought my two sons, Jack and Tris. Tris even built a Phantom Flash, starting about 10pm the night before and we covered it in the morning before we left for Potterville. This is his first plane and we worked to get it flying. I, personally, brought two Peanuts, two No-Cals, my Flash, and even a Sleek Streak. Chris and Winn had a variety of Peanuts, Golden Age, No-Cals and Flashes.

Overall, there were about 20-30 people in attendance in January, from pre-teens to octogenarians, all flying whatever they liked; even a couple micro R/C planes. There were hand launch gliders, P-30s built light enough to fly slowly indoors, Jetco ROGs, Blatter 40s, and several Bostonians and Embryos.

The room is essentially a high school basketball gym, with room on the sides for a few rows of bleachers (they are mostly folded in). The ceiling is a smooth suspended ceiling about 20-25 feet high. Unfortunately, there are speakers hanging down in the center and 4-bulb, 4-foot fluorescent light fixtures and basket supports also hanging down. But there are no girders and no huge mercury vapor lights. And the ventilation fans are turned off, so it's a fairly clean area to fly.

Overall, it is a nice, relaxed experience. Some of us don't have regular opportunities to fly indoors and, of course, there are risks trimming outdoor planes for indoors. But a day of flying is a good day. And four hours of flying time is longer than 1.5 hours. So, some of you east-siders might consider the trip over to Potterville in March. The school is less than a mile off of Route 69, Exit 66. Detailed directions can be provided by emailing me or Chris or Winn. I hope to see you there!

--george



Gone West

Donald K. Campbell

October 20, 1926 - February 6, 2013



Donald Keith Campbell, 86, of Gladwin, Michigan passed away on Wednesday, February 6, 2013.

He was born in Detroit, Michigan on October 20, 1926, the son of Theodore & Helen (Caroffino) Campbell. He married Shirley Lucas in Detroit on September 2, 1950. He was a veteran of the United States Navy, serving his country in World War II. He was a Detroit Police Officer from 1947 until his retirement in 1976, and then became

Police Chief in Menominee for 4 years until officially retiring to Gladwin. He was a member of V.F.W. Post #11256 as well as a member of the Cloudbusters Model Airplane Club.

Condolences

Sarah & Edd Rooke

Our deepest condolences to the Campbell Family. Peace be with you at this sad time and your memories be cherished in your hearts, always. Sincerely Sarah & Edd Rooke (neighbors of Doug and Pam Campbell)

Joe and Donna Ross

You are all in our thoughts and prayers. We love you.

Chad & Cindi Wiersma and Kids

Our prayers and heartfelt sympathy are with the entire Campbell family this week. What a loss this earth just sustained, and what benefit to the community of Heaven! Your dad was just the neatest guy! We should all embrace the kind of lifelong adventure and learning he demonstrated. May your great memories comfort you in the coming weeks.

Marvin & Gloria Hobson

Our prayers go out to all of you for your loss. We have such fond memories of each one of you. Remembering all the good times we shared at the cottage, campfires, family reunions and more. Having lost our dad last April, we now get comfort in believing that he no longer suffers and that we will see him again in eternity. Keeping you in our thoughts with love. Marv & Gloria

Gary & Lin Wyatt

A big virtual hug to the Campbell family. Wish we could be with you through tough time. Your Dad has flown to his new home, where he is telling stories and joining the new angels band!

Jack Moses

That part of Don's life that he shared with the Cloudbusters has left us all with a wealth of fond and happy memories. We are all better for having had the chance to benefit from his presence, his thoughtfulness, good humor, and so much more. My sincerest condolences to you, Shirley, and to all the Campbell clan.

Pat & Jim Zabel

Our prayers are with the Campbell Family. (We are the neighbors of Lin & Gary Wyatt's Lake James home)

Bud Manning

I am devastated at the news of the passing of my old friend Don. Time and distance had kept us apart in recent years but I thought of him

often. Don, Steve Kanyusik, Joe Chizmadia and myself founded the Goulash Squadron which still exists in the group of Cloudbusters that still meets for lunch every Tuesday. Don was a special man. He will be deeply missed. My condolences to Shirley and the Campbell family.

Lynne Lewis

Don will be missed by all of us. I think of him daily as I go to get the mail which is delivered to our GB mailbox constructed by Don. Our prayers are with you and your family.

Dave & Carol Gillians

Sorry to hear of Doug's dad's passing. Our deepest condolences to the Campbell family. We are Pam's aunt and uncle from Texas

Ralph Kuenz

I am truly saddened by Don's passing. I considered him a friend for 40 years. A true gentleman with an avid interest in aviation which we shared. I offer my sincere condolences to his wife Shirley and all his family. I shall keep them in my prayers.

*Oh! I have skipped the surly bonds of earth
And danced the skies on laughter-silvered wings;
Sunward I've climbed, and joined the tumbling mirth
Of sun-split clouds - and done a hundred things
You have not dreamed of - wheeled and soared and swung
High in the sunlit silence. Flou'ring there
I've chased the shouting wind along, and flung
My eager craft through footless halls of air.
Up, up the long delirious, burning blue
I've topped the windswept heights with easy grace
Where never lark, or even eagle flew -
And, while with silent lifting mind I've trod
The high untrespassed sanctity of space,
Put out my hand and touched the face of God*



Here's another photo of our famous friend, Don K. Campbell, a Navy World War II veteran, plane and helicopter pilot and dedicated Cloudbuster member. It's easy to see that Don is a flier. Even standing still, his hair continues to fly in the breeze! It was through Don's insistent energy that the Cloudbusters produced our first Club Newsletter that has become a nationwide voice in the field of model aviation. Don

was our first editor, the person who took a blank sheet of paper and formed it into the proud publication that has carried the Cloudbuster name to a high place of respect in our hobby. His drive and vision brought together the talent within our club to produce and sustain the respected messenger of what we do. A great guy, a very good friend, and a talent that we all will miss. We wish you God speed and clear air on your final flight.

Ralph Kuenz